

AMERICA VOTES 2004 YOU PICK

PLAY OUR
PRESIDENTIAL SHOWDOWN
GAME. PICK THE WINNER OF
EACH STATE. ENTER NOW!AMERICAVOTES
MAIN PAGE

SHOWDOWN STATES: OHIO POLL ROUNDUP

Presidential
Race

Showdown States:

Pick state:

The Candidates:

- [George W. Bush](#)
- [John Kerry](#)
- [Ralph Nader](#)

[Poll Tracker](#)[Candidate Tracker](#)[Campaign Ads](#)[Electoral Rating](#)[Electoral College](#)[The Money](#)[The Issues](#)[The Debates](#)

The Conventions:

- [Democratic](#)
- [Republican](#)

[The Primaries](#)[Timeline](#)General
Election

- [Senate](#)
- [House](#)
- [Governor](#)

Pick state: [Election Calendar](#)

Your Races




Enter 5-digit ZIP code:

GO

In The Field

[Blogosphere](#)[Election Express](#)[Campus Vibe](#)[Inside Edge](#)

Check out this snapshot of recent presidential polls in Ohio

		BUSH		KERRY		NADER
Mason-Dixon Poll October 26-29 625 likely voters, +/-4% points		48%		46%		--
Mason-Dixon Poll October 26-28 1,500 likely voters, +/-2.5% points		48%		45%		--
Los Angeles Times Poll October 22-26 585 likely voters, +/-4% points		44%		50%		--
American Research Group Poll October 23-25 600 likely voters, +/-4% points		47%		49%		--
CNN/USA Today/Gallup Poll October 17-20 706 likely voters, +/- 4% points		48%		49%		--
Fox News/Opinion Dynamics Poll October 17-18 800 likely voters, +/- 3.5% points		47%		45%		3%
ABC News Poll October 14-17 789 likely voters, +/- 3.5% points		47%		50%		2%
The Ohio Poll/University of Cincinnati October 11-17 757 likely voters, +/- 3.5% points		46%		48%		--
Chicago Tribune October 8-11 500 likely voters, +/-4% points		45%		49%		--
American Research Group Poll October 4-6 600 likely voters, +/-4% points		48%		48%		--
American Research Group Poll October 4-6 600 likely voters, +/-4% points		47%		48%		1%
CNN/USA Today/Gallup Poll September 25-28 664 likely voters, +/-4% points		49%		47%		1%
Fox News/Opinion Dynamics Poll September 21-22 800 likely voters, +/-3.5% points		48%		45%		--
Fox News/Opinion Dynamics Poll September 21-22 800 likely voters, +/-3.5% points		48%		44%		2%
American Research Group Poll September 14-16 600 likely voters, +/-4% points		48%		46%		1%
MSNBC/Knight-Ridder September 13-14 625 likely voters, +/-4% points		49%		42%		2%
Mason-Dixon Poll September 10-14 1,500 likely voters, +/-2.5% points		50%		42%		2%
The Ohio Poll University of Cincinnati September 12-18 456 likely voters, +/-4.5% points		54%		43%		2%


CNN/USA Today/Gallup Poll September 4-7 661 likely voters, +/-4% points	52%	43%	2%
--	-----	-----	----


View poll roundups for other showdown states:

[International Edition](#) [CNN TV](#) [CNN International](#) [Headline News](#) [Transcripts](#) [Preferences](#) [About CNN.com](#)

SEARCH [The Web](#) ☒ [CNN.com](#)

© 2004 Cable News Network LP, LLLP.
A Time Warner Company. All Rights Reserved.
[Terms](#) under which this service is provided to you.
Read our [privacy guidelines](#). [Contact us](#).

 All external sites will open in a new browser.
CNN.com does not endorse external sites.

 Denotes premium content.